

■ BM-30 WM | WELD MILLING MACHINE

The BM-30 WM is an easy to use, portable, heavy duty machine designed specifically for the removal of excess weld seams up to 11 mm high and 30 mm wide.

It is capable of milling a weld seam down to a level and continuous surface with the rest of the parent metal in preparation for painting, coating or any other further processing.

The BM-30 WM has a powerful motor with electronic speed control between 1800–5850 rpm to facilitate optimizing cutting conditions.

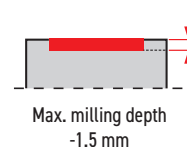
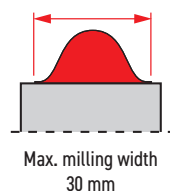
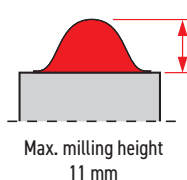
The beveller is fitted with a rotary face milling head that ensures smooth operation and exceptional efficiency without creating any heat affected zones or distortion of the workpiece.

BM-30 WM is equipped with a guide rail with a magnetic clamping system to maintain a constant position of the machine against the workpiece.

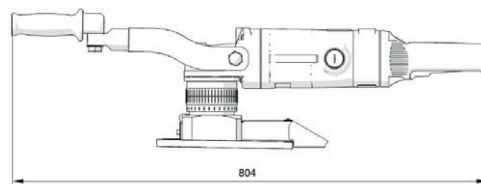
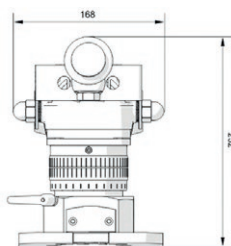
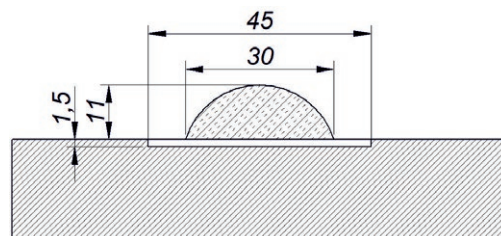


■ Features and benefits:

- Comfort and ergonomics of work
- Powerful electric motor
- Removal of excess weld up to 11 mm high and 30 mm wide
- Possibility of undercutting to a depth of up to 1.5 mm
- Continuous milling height adjustment
- Milling head is equipped with 5 pcs of 2-sided indexable cutting inserts
- Electronic speed control between 1800–5850 rpm
- Overload protection



BM-30 WM TECHNICAL SPECIFICATION	
Voltage	1~ 220-240 V, 50-60 Hz
Power	2200 W
Spindle speed (without load)	1800-5850 rpm
Max. milling width	30 mm
Max. milling height	11 mm
Max. milling depth	-1.5 mm
Weight	12,5 kg (27 lb)
Product Code	FRE-0761-10-20-00-0




Standard shipping set:

- Milling machine with rotary head incl. 5 cutting inserts
- Plastic box
- Magnetic guiding rail (500 mm long)
- Grease for screws (5 g, 0.17 oz)
- Drift
- Combination wrench 22 mm
- 10 mm hex wrench
- Operator's manual



Accessories:

- GLW-000056 Milling head
- PLY-000756 Cutting insert (sold 10 pcs/box)
- PRW-0761-99-00-00-0 Magnetic guiding rail (500 mm long)



Attachment for removal of welded joints from longitudinal and circumferential surfaces (min. OD 200 mm, min. ID 400 mm) with angle adjustment from -10 to +30 degrees tanged to the cylindrical surface.
PRW-0761-11-00-00-0



Attachment for removal of welded joints from longitudinal cylindrical surfaces (min. ID 350 mm) with tilt angle adjustment up to 15 degrees.
PRW-0761-12-00-00-0



PROMOTECH Sp. z o.o.
Elewatorska 23/1
15-620 Białystok, POLAND
Phone +48 85 678 34 05
marketing@promotech.eu



Your local dealer:

